



Fruit of the Spirit



Growing Godly Character
Galatians 5:22-23



- Love
- Joy
- Peace
- Patience
- Kindness
- Goodness
- Faithfulness
- Gentleness
- Self-Control

Younger Children - Fall



Terry D. Taylor
Managing Editor

James Barnard
Music Editor

Paula W. Farrar
Production Assistant
Design Editor, Younger Children
Design Editor, Older Children

Carol Dickerson
Design Editor, Preschool
Design Editor, Younger Children

Pam Mullins
Graphic Designer, Preschool

Chad Hunter
Graphic Designer,
Younger and Older Children

Fruit of the Spirit
Writers

Preschool—Debbie Stevens
Younger—Keith Watson
Older—Debbie Rice



Tom McAfee
President and Chairman

David Bolin
Electronic Design Editor
and Worship Matrix Developer

Kim Hester
Worship Resources Coordinator

Tiffany Hitchcock
Director of Customer Care

Mary Ruth Marshall
Marketing Associate

Anna Beth Shepard
Customer Care Representative

Robert Williams
Distribution and Warehouse
Manager

Younger Children Fall

Demonstration Recordings

- 1. Growing in the Spirit** – Words and Music by Carol Huffman Dickerson © 2018 Celebrating Grace Music, a division of Celebrating Grace, Inc. All rights reserved.
- 2. I Will Always Be with You** – Based on John 14:27/Words and Music by Elizabeth Gage © 2018 Celebrating Grace Music, a division of Celebrating Grace, Inc. All rights reserved.
- 3. I Will Enter His Gates** – Based on Psalm 100/Words and Music by Sandy Wilkinson/Arranged by James Barnard © 2018 Celebrating Grace Music, a division of Celebrating Grace, Inc. All rights reserved.
- 4. Love the Lord Your God** – Based on Matthew 22:37/Words and Music by Milton LeDoux and Joanne LeDoux © 2018 Billingsly Square Music, a division of Celebrating Grace, Inc. All rights reserved.
- 5. Celebrate the Birth of Jesus** – Words and Music by David L. Ray/Arranged by Vicki Hancock Wright © 2018 Celebrating Grace Music, a division of Celebrating Grace, Inc. All rights reserved.
- 6. Infant Holy, Infant Lowly** – Traditional Polish Carol/ Arranged by Keith Christopher © 2018 Celebrating Grace Music, a division of Celebrating Grace, Inc. All rights reserved.
- 7. On Christmas Night All Christians Sing** – Traditional Carol and English Melody/Arranged by Ruth Elaine Schram © 2018 Celebrating Grace Music, a division of Celebrating Grace, Inc. All rights reserved.
- 8. Advent Candles** – Words and Music by Glenn and Susan Eernisse © 2014 Celebrating Grace Music, a division of Celebrating Grace, Inc. All rights reserved.
- 9. Alleluia, Allelu Vocalise** – Based on "Infant Holy, Infant Lowly"/Arranged by Keith Christopher © 2018 Celebrating Grace Music, a division of Celebrating Grace, Inc. All rights reserved.
- 10. Grow It! Energizer** – © 2018 Celebrating Grace Music, a division of Celebrating Grace, Inc. All rights reserved.
- 11. I Am Slowly Going Crazy** – Traditional © 2018 Celebrating Grace Music, a division of Celebrating Grace, Inc. All rights reserved.
- 12. Pawpaw Patch** – Traditional © 2018 Celebrating Grace Music, a division of Celebrating Grace, Inc. All rights reserved.
- 13. Pawpaw Patch Vocalise** – Traditional © 2018 Celebrating Grace Music, a division of Celebrating Grace, Inc. All rights reserved.

Accompaniment Recordings

24. Growing in the Spirit
25. I Will Always Be with You
26. I Will Enter His Gates
27. Love the Lord Your God
28. Celebrate the Birth of Jesus
29. Infant Holy, Infant Lowly
30. On Christmas Night All Christians Sing
31. Advent Candles
32. Alleluia, Allelu Vocalise
33. I Am Slowly Going Crazy



- 14. Sheep May Safely Graze** – Johann Sebastian Bach Arr. © 2018 Celebrating Grace Music, a division of Celebrating Grace, Inc. All rights reserved.
- 15. The Noble Duke of York** – Traditional © 2018 Celebrating Grace Music, a division of Celebrating Grace, Inc. All rights reserved.
- 16. Varsovienne in 3** – Traditional Polish Dance © 2018 Celebrating Grace Music, a division of Celebrating Grace, Inc. All rights reserved.
- 17. Varsovienne in 4** – Traditional Polish Dance © 2018 Celebrating Grace Music, a division of Celebrating Grace, Inc. All rights reserved.
- 18. O How I Love Jesus** – Words by Frederick Whitfield/Music American Melody, 19th cent.
- 19. Now Thank We All Our God** – Words by Martin Rinkart, tr. Catherine Winkworth/Music by Johann Crüger, harm. by Felix Mendelssohn
- 20. Hark! The Herald Angels Sing** – Words by Charles Wesley/Music by Felix Mendelssohn, harm. by William H. Cummings
- 21. Come, Thou Almighty King** – Words Anonymous/Music by Felice de Giardini
- 22. Amazing Grace! How Sweet the Sound** – Words by John Newton/Music from Benjamin Shaw and Charles H. Spilman's *Columbian Harmony*, 1829/Arr. by Edwin O. Excell
- 23. Joyful, Joyful, We Adore Thee** – Words by Henry van Dyke/Music by Ludwig van Beethoven, harm. by Edward Hodges

© & © 2018 Celebrating Grace, Inc. All rights reserved.
Producer: Michael Graham at The Lodge, Indianapolis, IN
Executive Producer: James Barnard

Curriculum Components

Curriculum materials are located in the following folders:

- Songs (full choral score with keyboard accompaniment, Student Page [melody and lyrics only], and instrumental parts)
- Song Teaching Steps (step-by-step directions to teach each song)
- Activities (Checklist, Activity Visuals, Activity Teaching Steps, and Activity Pages [when needed])
- KIDPages (Checklist, learning pages for children, and teaching steps for leaders)
- Session Plans (step-by-step plans for 15 weekly sessions)
- Song Teaching Visuals (Checklist and visuals used when teaching songs)
- Hymns (six hymns—three for fall semester and three for spring semester)
- Warm-ups/Energizers (Checklist, Warm-ups, Energizers, Vocalises, Teaching Steps, and related visuals)
- MultiPrint (similar curriculum components compiled into single PDFs for easy printing)
- PrintReady (multipage visuals combined into one image for large-format printers or multimedia presentation software)
- Demonstration Videos (demonstrations of choreography, movement activities, and sign language)

Recordings

- Demo Recordings with voices are included for all songs and hymns.
- Accompaniment Tracks without voices are included for all songs and hymns.
- Movement and Activity Recordings are included.
- Demo and Accompaniment Recordings for spring semester hymns are included as well.

CURRICULUM SONGS

- "Celebrate the Birth of Jesus"
- "Growing in the Spirit" (Theme)
- "I Will Always Be with You"
- "I Will Enter His Gates"
- "Infant Holy, Infant Lowly"
- "Love the Lord Your God"
- "On Christmas Night All Christians Sing"

MOVEMENT/ACTIVITY SONGS

- "Advent Candles"
- "Alleluia, Allelu Vocalise"
- Grow It! Energizer
- "I Am Slowly Going Crazy"
- "Pawpaw Patch"
- "Pawpaw Patch" Vocalise
- "Sheep May Safely Graze"
- "The Noble Duke of York"
- *Varsovienne* in 3
- *Varsovienne* in 4

HYMNS—Fall

- "Hark! The Herald Angels Sing"
- "Now Thank We All Our God"
- "O How I Love Jesus"

HYMNS—Spring

- "Amazing Grace! How Sweet the Sound"
- "Come, Thou Almighty King"
- "Joyful, Joyful, We Adore Thee"

KIDPAGES

- "Celebrate the Birth of Jesus"
- What Do We Do at Christmas?"

KIDPAGES (cont'd)

- "Growing in the Spirit" (Theme)
- Fruity Fun
- "I Will Always Be with You"
- Melody Matchup
- "I Will Enter His Gates"
- Symbols and Cymbals
- "Infant Holy, Infant Lowly"
- What's Different?
- "Love the Lord Your God"
- Love the Lord Sudoku
- "Now Thank We All Our God"
- Hymn of Thanks
- "On Christmas Night All Christians Sing"
- Good News!

ACTIVITIES

Theme – Pass the Fruit, Please!

- A – "Big, Tall Redwood"
- B – Leaping Lily Pads
- C – Line-Space Sprint
- D – Accompany a Classic
- E – "Apple Tree"
- F – Rhythm Sticks in 3 and 4
- G – Fruit Rhythms
- H – Pawpaw Presto
- I – Christmas Bells
- J – Mystery Melodies
- K – Fruity Speak-Play-Sing

SONG TEACHING VISUALS

GENERAL

- *Fruit of the Spirit* Theme Poster
- Crescendo Dynamics Visual
- Decrescendo Dynamics Visual

- Fruity Vowel Visuals
- Road Map Visuals
- Scarecrow Body Scale Visuals
- Staccato and Legato Visual
- Tempo Cards

SONG-RELATED

- "Celebrate the Birth of Jesus"
- Celebrate! Song Cards
- "I Will Always Be with You"
- Harmonized Ending Visual
- "Infant Holy, Infant Lowly"
- "Infant Holy, Infant Lowly" Rebus 1
- "Infant Holy, Infant Lowly" Rebus 2
- "Infant Holy, Infant Lowly" Sequence Visual

WARM-UPS/ENERGIZERS

- "Alleluia, Allelu" Vocalise
- Grow It! Energizer
- "I Am Slowly Going Crazy" Energizer
- "Pawpaw Patch" Vocalise
- "The Noble Duke of York" Energizer

DEMONSTRATION VIDEOS

- Grow It! Energizer Video
- "Growing in the Spirit" Sign Language Video
- "Love the Lord Your God" Sign Language Video
- Pass the Fruit, Please! Theme Activity Video
- Rhythm Sticks in 3 Video
- Rhythm Sticks in 4 Video

Score

3/26

I Will Enter His Gates

For Unison Voices, Accompanied,
with Opt. B \flat Clarinet and Tambourine

Words and Music by
Sandy Wilkinson
Arranged by James Barnard

Based on Psalm 100

Joyfully (♩ = 100)

A

*Clarinet (concert pitch)
2nd time only

Musical staff for Clarinet, starting with a repeat sign and a dynamic marking of *mp*.

Musical staff for Unison Voices, starting with a dynamic marking of *mp* and the instruction "with bounce". The lyrics "I will en-ter His gates with thanks-" are written below the staff.

A

Musical staff for Piano, starting with a dynamic marking of *mp*.

Musical staff for Tambourine, starting with a dynamic marking of *mp*.

Musical staff for Unison Voices, starting with a measure number of 5.

Musical staff for Unison Voices, continuing the lyrics "giv-ing in my heart. I will en-ter His courts with praise." and ending with a dynamic marking of *mf*. There are two performance options listed: "1. Make a" and "2. For the".

Musical staff for Piano, continuing the accompaniment.

*Part for B \flat Clarinet available separately.



© 2018 Celebrating Grace Music,
a division of Celebrating Grace, Inc.
All rights reserved.

"I Will Enter His Gates"

1. Do a circle dance to teach Section A (meas. 4-13).

- Stand in a circle. If the group is large, form more than one circle.
- Distribute scarves. Hold the end of the scarf in the right hand and the end of the left neighbor's scarf in the left hand.
- Slowly walk through the dance steps:
 - Walk in a circle to the left while facing into the circle, stepping to the side then together for eight beats.
 - Switch directions, and step-together eight beats to the right, ending by touching the ground with left foot on beat 8.
 - Walk forward toward the center of the circle, beginning with left foot, touching right foot on beat 4.
 - Walk backward, beginning with right foot, touching left foot on beat 4.
 - Repeat the forward and backward steps.
- Practice the stepping patterns until the children are successful.
- Play Demo 3 through measure 13. Begin stepping on measure 4, beat 1, on *enter*, performing the dance steps twice.
- Drop the scarves from left hand on beat 4 of measure 13, following the word *Him*.
- Rehearse the dance with the music until children have largely mastered it.

2. Sing Section A.

- Echo sing measures 4-7, emphasizing the *crescendo* in measure 7 from *mp* to *mf*. (Move your finger from *mp* to *mf* on the *Crescendo Dynamics Visual* during the *crescendo*.)
- Sing measures 4-13, leading children to sing measures 4-7 with you.
- Echo sing measures 8-11 of Verse 1.
- Sing measures 4-13, leading children to sing all of Verse 1 and measures 4-7 of Verse 2.
- Echo sing measures 8-13 of Verse 2. Explain the text:
 - *mercy*—God treats us with goodness and kindness even when we do not deserve it.
 - *endures*—lasts forever; does not end.
- Sing Verses 1 and 2.
- Sing Section A with Demo 3, and do the circle dance through measure 13.
- Ask a volunteer to read Psalm 100, and discuss how the text of the song is like the psalm. (The message of the psalm is in a different order in the song, but it is the same.)

MATERIALS NEEDED

- Score
- Student Pages
- MP3 or CD Demo 3
- MP3 or CD Track 26
- MP3 or CD Player
- Scarves (one for each child)
- *Crescendo Dynamics Visual*
- Bible marked at Psalm 100
- *Staccato and Legato Visual*
- Pineapple and banana (optional)
- Tambourine (optional)

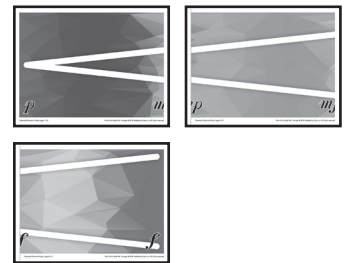
PREPARATION

- Print and prepare visuals.
- Copy Student Pages.

POSSIBLE TEACHING SEQUENCE

- Rehearsal 1: Step 1
- Rehearsal 2: Step 2
- Rehearsal 3: Steps 3-4
- Rehearsal 4: Steps 5-6
- Rehearsal 5: Steps 7-8
- Repeat Steps as needed.

Crescendo Dynamics Visual



- Ask someone to explain the message of the song and psalm. (Be thankful to God, and sing praises to Him.)

3. Dance to Section B (meas. 14-21).

- Display the *Staccato* Visual, and explain that *staccato* means “short and choppy; not smooth”—like the surface of a pineapple.

Option

Have a pineapple and a banana on hand for children to feel their rough and smooth surfaces.

Staccato and Legato Visual



- Sing Section B in a *staccato* (choppy, accented) style as you keep the steady quarter-note beat by shaking your scarf in quick, short pulses.
- Repeat, inviting children to move their scarves with you.
- Display the *Legato* Visual. Explain that *legato* means “smooth and connected,” kind of like the smooth skin of a banana.
- Sing Section B in a smooth, *legato* style, waving your scarf over your head in a smooth fashion—two beats to the left and two beats to the right in each measure.
- Repeat, inviting children to move their scarves with you.
- Ask which style (*staccato* or *legato*) seems better for the song. Lead them to choose *legato* as the better option.
- Sing Section B, moving in the *legato* style through measure 19.
- Cross the scarf down to the left and across the body for two beats and down to the right and across the body for two beats in measures 20-21 (two figure 8s), observing the *rit.* (getting gradually slower).
- Rehearse the motions as you sing Section B until the children are proficient.
- Have children grab the end of left neighbor’s scarf after *us* in measure 21. (As they dance to the whole song, they will grab the scarf as the accompaniment plays meas. 22-23.)

4. Sing Section B.

- Echo sing measures 14-17 and 18-21, observing the *rit.* in measures 20-21.
- Explain that *Yahweh* is a name for God that means “I Am.” In the Old Testament, *LORD* in all capital letters reflects the Hebrew name for God—*Yahweh*.
- Sing measures 14-21 together.
- Sing Section B, and perform the scarf movement.
- Have children grab their neighbor’s scarf with their left hand after they sing *us* in measure 21.

5. Sing and dance to Sections A and B.

- Play Demo 3, performing the circle dance while singing the song. Stop the recording after measure 31.

- Drop the scarf from left hand on beat 3 of measure 31 (on the rest after song).

6. Sing and dance to the Ending (meas. 32-35).

- Display the *Crescendo Dynamics Visual*.
- Sing measures 32-35, observing the dynamic levels as you point to the levels on the visual.
- Make counterclockwise circles with the scarf in front of your body on the half-note beat in measures 32-34. Make the size of each circle fit the different dynamic levels (*mf*—large circle, *mp*—smaller circle, *mf*—large circle).
- Move the scarf down to the waist in front of the body on the word *the* (beat 4 of measure 34).
- Toss and release the scarf overhead on beat 1 of measure 35 on *Lord*.
- Practice the motions while singing measures 32-35, ending on the E (bottom note) in measure 35.
- Invite children to sing with you when they catch the Ending.

7. Teach the harmonized ending (meas. 35).

- Echo sing measures 34 and 35, ending on the lowest note.
- Have a few of your children sing the middle note with you as the pianist plays all parts.
- Assign all other children to sing the melody (lowest note), and assign a leader to sing with that group.
- Lead both groups to sing measures 34-35 together.
- Teach the highest note to a few of the melody singers, and assign a teacher to sing with them.
- Sing the Ending in three-part harmony.
- Switch parts, and repeat. Have assisting teachers move to their new group.

8. Sing the song, and do the circle dance.

- Play Track 26.
- Sing and dance to the song, observing dynamic markings and musical instruction like *rit.* and *legato*.

Teaching Tips

- Skip Step 7 if ending the song on a unison melody note (lowest note—E).
- Once the song and dance are mastered, rehearse the song in regular choral standing position if you will not dance when you present the song.
- Teach a few children how to play the tambourine part, and assign one or two of them to play during a performance.




www.growing-in-grace.com

p

mp

mf

f



staccato



legato

ACTIVITY K TEACHING STEPS

Fruity Speak-Play-Sing

1. Speak the fruit of the Spirit.

- Display the Fruit Basket Visual with the teal Add-ons placed as follows:

Love, Joy, Peace,
Pa - tience, Kind - ness, Good - ness,
Faith - ful - ness, Gen - tle - ness, Self - con - trol

- Echo speak each fruit of the Spirit.
- Pat a steady beat together, and speak the entire rhythm from the visual.

2. Play the fruit of the Spirit.

- Play the chart, using a G Boomwhacker or other melody instrument for the Add-ons and a C Boomwhacker for *self-control*.
- Distribute G and C melody instruments, and have children play the chart.

3. Sing the fruit of the Spirit.

- Have children play while singing the melody on the chart.
- Have children sing the melody without playing the instruments.

4. Create new melodies.

- Replace some of the teal Add-ons with yellow Add-ons.

Teaching Tip

Do not replace the first Add-on. Children will be more successful if the starting pitch remains the same.

- Distribute E melody instruments to be played for the yellow Add-ons.
- Play the new melody while whispering the names of the fruit of the Spirit.
- Sing the new melody together.
- Replace some of the teal and yellow Add-ons with red Add-ons.

SMALL-GROUP ACTIVITY

Fruity Speak-Play-Sing provides an opportunity to read rhythms in 8 meter; sing *do, mi, and sol*; and memorize the nine fruit of the Spirit.


MATERIALS NEEDED

- Fruit Basket Visual
- Fruit of the Spirit Add-ons
- C, E, and G
- Boomwhackers®, melody bells, or hand chimes, enough for each child to have one or two
- “O How I Love Jesus” Student Pages (optional)
- “On Christmas Night All Christians Sing” Student Pages (optional)

PREPARATION

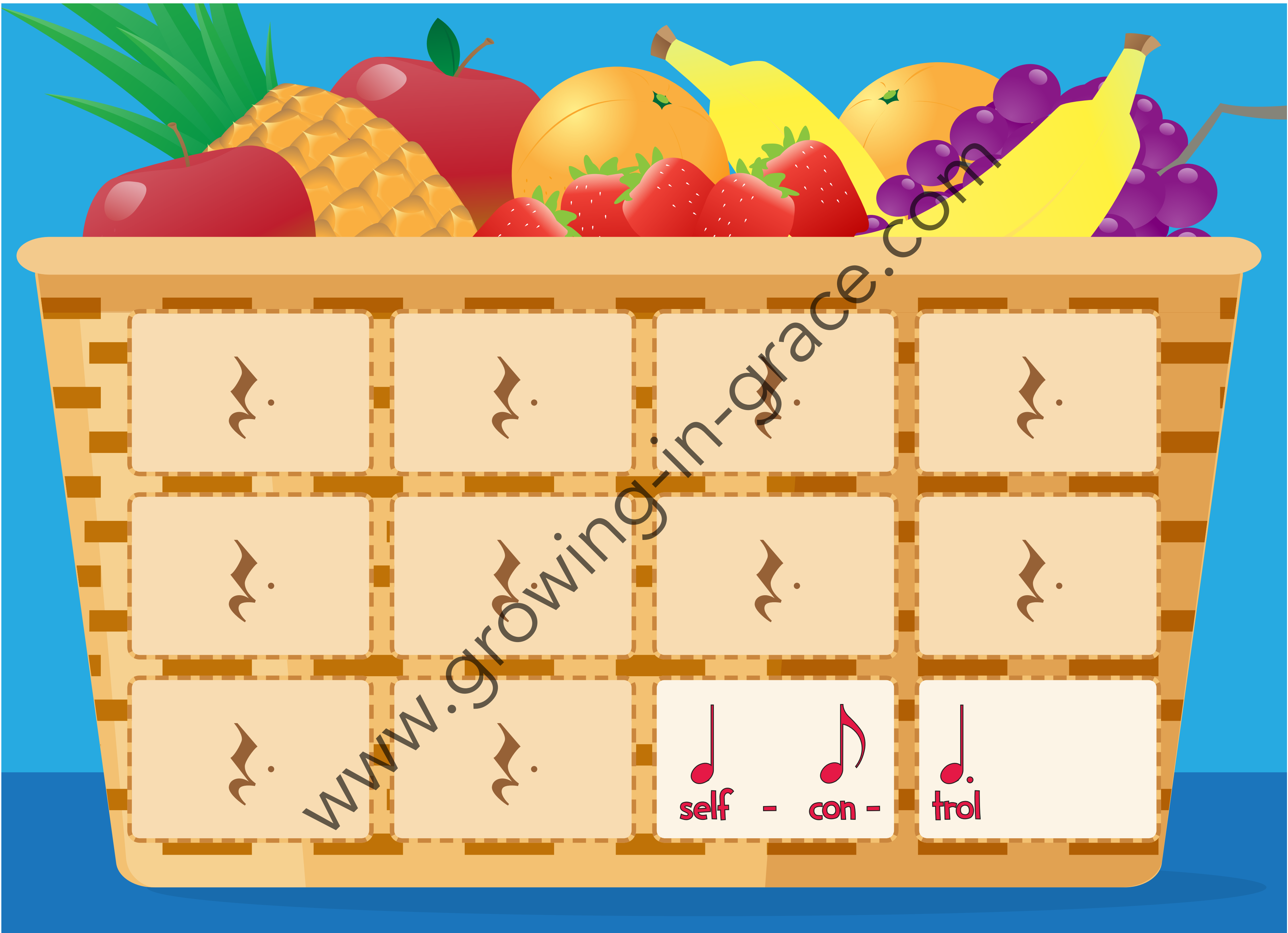
- Print and prepare Fruit Basket Visual.
- Print Add-ons on card stock and cut apart.
- Print Student Pages.

Fruit Basket Visual

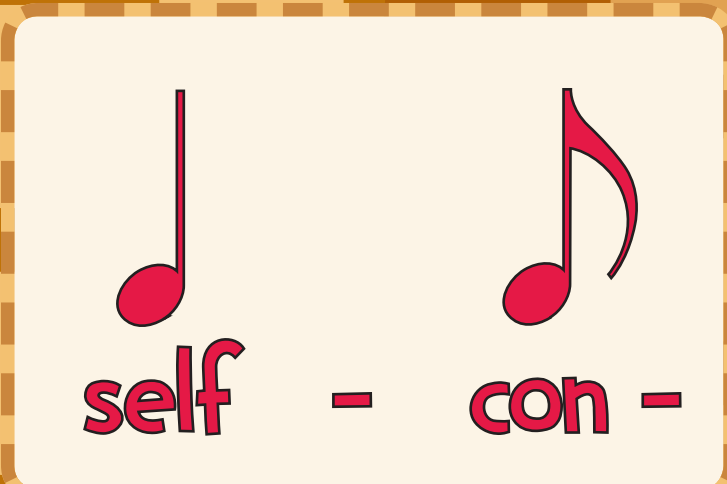



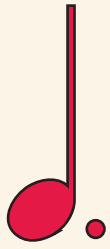
Fruit of the Spirit Add-ons





www.growing-in-grace.com






Love



joy



peace



pa

-



tience



kind



ness

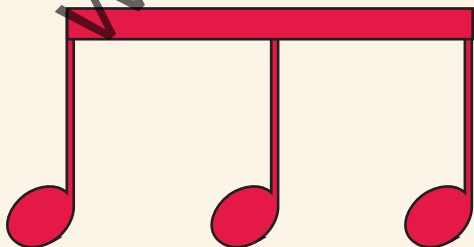


good

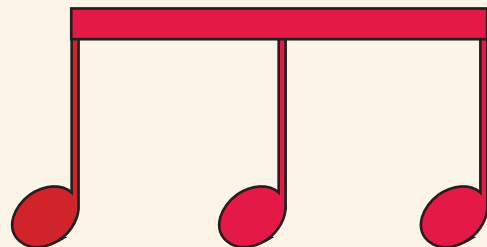
-



ness




faith-ful-ness




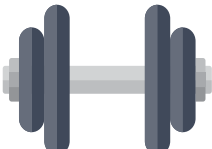

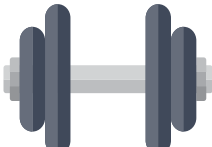
gen-tle-ness

Love the Lord Sudoku

"You shall love the Lord your God with all your heart and with all your soul and with all your mind." *Matthew 22:37*

	S	
M		

"And you shall love the Lord your God with all your heart and with all your soul and with all your mind and with all your strength." *Mark 12:30*

Love the Lord Sudoku

MATERIALS NEEDED

- Love the Lord Sudoku KIDPages
- Pencils
- Bible marked at Matthew 22:37 and Mark 12:30
- MP3 or CD Demo 4 (optional)
- MP3 or CD Player (optional)
- "Love the Lord Your God" Student Pages

GUIDING CHILDREN

- Distribute KIDPages.
- Read Matthew 22:37 from the Bible.
- Read the verse a second time, having children speak the words *heart*, *soul*, and *mind* at the appropriate times.
- Guide children to complete the first puzzle by writing either a heart (*love*), an *S* (*soul*), or an *M* (*mind*), in the squares so that there is only one of each symbol in every row and column.
- Read Mark 12:30, and have children listen for one more way in which we should love the Lord. (strength)
- Guide children to complete the second puzzle, which includes barbells for strength, by writing either a heart (*love*), an *S* (*soul*), or an *M* (*mind*), in the squares so that there is only one of each symbol in every row and column.

Extension

- Play Demo 4 quietly as the children work.
- Distribute "Love the Lord Your God" Student Pages. Have children count the number of times *love the Lord* is found in the song. (nine)

Love the Lord Sudoku

Possible answers:

♥	S	M
M	♥	S
S	M	♥

S	♥	🏋️	M
M	🏋️	S	♥
♥	S	M	🏋️
🏋️	M	♥	S

Love the Lord Sudoku

"You shall love the Lord your God with all your heart and with all your soul and with all your mind." Matthew 22:37

	S	
M	♥	

"And you shall love the Lord your God with all your heart and with all your soul and with all your mind and with all your strength." Mark 12:30

		🏋️
	🏋️	
		🏋️
🏋️		

© 2018 Celebrating Grace, Inc. All rights reserved.