

From Rote... to Note! (Volume 1: Bible Truths)

We are pleased to present the first digital volume of Choristers Guild *Rote to Note* anthems. This collection includes eight anthems based on foundational Bible truths. These general-use anthems, written by leading music educators, will delight and inspire your developing singers.

As children progress from rote singing to note reading, it is important to nurture their growth with excellent teaching strategies and quality music. These songs introduce foundational music-reading concepts, accompanied by an interactive Discovery Page. As you lead your singers through the Discovery Pages during in-person or virtual rehearsals, the children will develop key literacy skills, such as:

- Identifying the key signature
- Identifying a measure and barlines
- Identifying notes, note values, and rhythmic patterns
- Identifying the staff, pitches, and melodic movement
- Identifying the form and roadmap of music
- Identifying expression elements, like tempo and dynamics
- Writing notes, rhythms, and melodies
- Exploring anthem lyrics

The purchase of this resource includes a local license to distribute the audio tracks to families in your program. The printed material is fully reproducible. Whether you are teaching in a choir room full of students, or online in a remote rehearsal, we hope these shareable, user-friendly materials make your rehearsals effective and efficient.

The anthems in this collection teach timeless Bible truths that provide comfort, awaken imagination, and inspire praise. As your students experience these scriptures set to melody, we hope they become heart-songs for children and their families.

My thanks to the talented composers whose work made this collection possible:

Terry Taylor, Vicki Hancock Wright, Lynn Shaw Bailey, Becki Slagle Mayo,
Michael Bedford, Nancy Raabe, and Kimberly Ingram

Thanks, also, to my fellow teachers who helped write the Discovery Pages:

Susan Eernisse, Lynn Shaw Bailey, Becki Slagle Mayo, and Kimberly Ingram

And finally, thank you to my Choristers Guild colleagues Kathy Lowrie (cover design) and Russell Almand (proofing), for their help in preparing this resource for publication.

Blessings to you and your choirs as you sing and learn together!

Katie Houts, Editor

Copyright © 2020 Choristers Guild. All rights reserved.

This contents of this collection may be reproduced for local use only. Please do not share these materials with those outside your ministry, school, or program. We rely on your adherence to this copyright license to ensure future Choristers Guild resources can be created to nurture the spiritual and musical growth of children, youth, and adults.

From Rote... to Note! (Volume 1: Bible Truths)

1. God Made It So!

by Terry D. Taylor
Genesis 1 & 2
Discovery Page by Susan Eernisse

2. Do Unto Others

by Vicki Hancock Wright
Matthew 7:12, Ephesians 4:32
Discovery Page by Susan Eernisse

3. Come with a Grateful Heart

by Lynn Shaw Bailey and Becki Slagle Mayo
Psalm 138:1, John 3:16
Discovery Page and Optional Scripture Introduction by Lynn Shaw Bailey
and Becki Slagle Mayo

4. Be Still and Know That I Am God

by Michael Bedford
Psalm 46:10-11
Discovery Page by Katie Houts

5. Ask, Seek, Knock

by Nancy Raabe
Matthew 7:7-8, John 13:34-35
Discovery Page by Katie Houts

6. More Than Enough

by Lynn Shaw Bailey and Becki Slagle Mayo
Matthew 14:13-21, Mark 6:30-44, Luke 9:10-17, John 6:1-14
Discovery Page and Optional Scripture Introduction by Lynn Shaw Bailey
and Becki Slagle Mayo

7. Do You Hear the Shepherd?

by Kimberly Ingram
John 10:10
Discovery Page by Kimberly Ingram

8. May God Bless Us and Keep Us

by Katie Houts
Numbers 6:24
Discovery Page by Katie Houts

God Made It So!

Terry D. Taylor

Terry D. Taylor

Brightly (♩. = 66-69)

C treble instrument (optional)

Piano

mf

mf

5

mp

1. Once the world was
2. God then made the

mp

9

dark as the night, so our God said, "Let there be light!"
land and the sea, rocks and moun - tains, mea-dows and trees,

Copyright © 2005 Choristers Guild. All rights reserved. Printed in U.S.A.

Permission to reproduce this music is granted to the original purchaser.

12 *mf* *cresc.* *cresc.* *f*

mf *cresc.* *f*

Sun - light set the heav - ens a - glow! _____ } Al - le -
 grass and flow'rs and riv - ers that flow! _____ }

mf *cresc.*

15 *f*

f

lu - ia! God made it so! _____ Al - le - lu - ia! God made it

f

18 *mf* *1. (play)*

1.

so!

1. *mf*

*C instrument plays the second time only, beginning at the first ending (m. 18).

22 ^{2.}
mf
mp
so! 3. Next God made all

27
crea-tures ap-pear: dogs and cats and cat-tle and deer,

30
mf *cresc.* *cresc.* *f*
birds a - bove and fish-es be - low! _____ Al - le -
mf *cresc.*

God Made It So!

Terry D. Taylor


Genesis 1 & 2

Terry D. Taylor

Brightly (♩. = 66-69)



1. Once the world was dark as the night,
2. God then made the land and the sea,



so our God said, "Let there be light!" Sun - light set the heav - ens a - glow! -
rocks and moun - tains, mea - dows and trees, grass and flow'rs and riv - ers that flow! -




Al - le - lu - ia! God made it so! — Al - le - lu - ia! God made it



so!

so!



3. Next God made all crea - tures ap - pear:



dogs and cats and cat - tle and deer, birds a - bove and fish - es be - low! — Al - le -

More Than Enough

Jesus Feeds the Multitude

Becki Slagle Mayo
and Lynn Shaw Bailey
Matt. 14:13-21, Mark 6:30-44, Luke 9:10-17, John 6:1-14

Becki Slagle Mayo
and Lynn Shaw Bailey

Lyrical, telling a story (♩ = 92-96)

The musical score is written for piano and voice. It begins with a treble and bass clef, a key signature of two sharps (D major), and a 3/4 time signature. The tempo is marked 'Lyrical, telling a story' with a quarter note equal to 92-96 beats per minute. The first system shows the piano accompaniment with a mezzo-forte (*mf*) dynamic. The second system continues the piano accompaniment, starting with a measure number of 5. The third system introduces the vocal line, marked 'Verse 1: Optional solo' and *mf*, with a measure number of 9. The lyrics are: 'Peo-ple fol - lowed Je - sus from the shores of Gal-i -'. The piano accompaniment continues below the vocal line.

Copyright © 2018 Choristers Guild. All rights reserved. Printed in U.S.A.

Permission to reproduce this music is granted to the original purchaser.

12

lee, hop-ing he would heal the sick and

15

help the blind to see. Num-ber-ing five

18

thou-sand men, plus wom-en, chil - dren, too,

21

in a far, de - sert-ed place, he taught them what is

Refrain: All
mf

24

true. Je - sus gives us more than e -

27

nough, more than e - nough.

30

Je - sus pro - vides us with more than e -

33

nough. More than e - nough,

36

more than e - nough. We may not see the

More Than Enough

Becki Slagle Mayo
and Lynn Shaw Bailey

Matt. 14:13-21, Mark 6:30-44
Luke 9:10-17, John 6:1-14

Becki Slagle Mayo
and Lynn Shaw Bailey

Lyrical, telling a story (♩ = 92-96)

Verse 1

mf



Peo-ple fol - lowed Je - sus from the shores of Gal - i - lee,



hop - ing he would heal the sick and help the blind to see.



Num - ber - ing five thou - sand men, plus wom - en, chil - dren, too,



in a far, de - sert - ed place, he taught them what is true.

Refrain

mf



Je - sus gives us more than e - nough, more than e - nough.



Je - sus pro - vides us with more than e - nough.

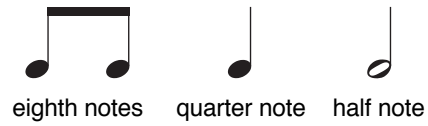


More than e - nough, more than e - nough. We


Discovery Page: May God Bless Us and Keep Us


Rhythmic Patterns


In this song, you'll discover three different types of notes:



Clap or echo-clap these rhythm patterns:

I 


II 


III 


Can you match pattern (I) to your Singer's Score? Which phrase matches the rhythm of I? (*hint: there are 2!*)
How about pattern (II)? Which phrase matches this rhythm?
And finally, which song phrase matches the rhythm of (III)?


Melodic Patterns


Let's add pitches to our rhythmic patterns. Echo-sing these short melodies using solfège or a neutral vowel (*loo*).


A 
m s m r s r

B 
f f f f m r

C 
d d r m r

D 
d d f m r

E 
m l l m r s s s

F 
d d t d

Let's Write a Song!

Use the melodic and rhythmic patterns from above to write your own melody. Don't forget the barlines!

