









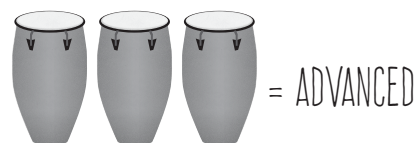


# TABLE OF CONTENTS

INTRODUCTION.....	3
 THE CREATION.....	6
 NOAH'S ARK.....	11
 THE PROMISE TO ABRAM.....	21
 THE TEN COMMANDMENTS.....	23
 DAVID AND GOLIATH.....	28
 JONAH AND THE WHALE.....	31
 THE BIRTH OF JESUS.....	34
 THE FOUR FRIENDS.....	38
 PALM SUNDAY.....	41
 THE COMING OF THE HOLY SPIRIT.....	45
GLOSSARY OF INSTRUMENTS AND TECHNIQUES.....	48
HYMNAL INDEX.....	50
LECTIONARY INDEX.....	53





# THE CREATION

[GENESIS 1-2:3]

## SUGGESTED HYMN

"For the Beauty of the Earth"

= 112

## COMPLEMENTARY ANTHEM

CGA1373 "Uyai Mose"  
"Come All You People"  
from CGC41/42 Halle Halle

## WORSHIP INTEGRATION

- Call to Worship
- Teaching "Come, All You People"

**W**here do you start a sacred resource on percussion? *In the beginning*, of course.

### THE BIBLE BEAT

God saw all that God made, and in - deed it was ver - y good.

Divide the players into seven groups and assign Groove parts and instruments to each group. Teach the rhythm for each part, including the Call and Response at the end.

**DON'T HAVE ENOUGH PLAYERS FOR SEVEN GROUPS? SEE PAGE 9 FOR HOW TO ADAPT THE GROOVE FOR FEWER PARTS.**

Start the Bible Beat as an ostinato. Read a portion of the Bible story, then pause to layer in a new rhythm as indicated. (Hint: you'll work your way up the instrument list. Start at the bottom with Djembe, then layer in the Hand Drum, Claves, Guiro, etc.) Allow the players multiple repetitions before continuing with the story. When you're ready to continue the story, indicate for the Groove to get softer. Continue this process for the rest of the story until all parts have entered. After the narration for Day 7, indicate for those playing the Bible Beat (djembe part) to play the Call – after which all other parts play the Response. (You could also have the teacher/leader play the Call.) And *by all means* observe the long rest at the end. It's part of the music. (And an important part of the Creation story!)

# THE GROOVE

$\text{♩} = 80$

Shakers

Bongos

Finger Cymbals

Guiro

Claves

Hand Drum

Djembe

$\text{♩} = 80$

God saw all that God made, and in - deed it was ver - y good.

The

The

3

la - dy bugs and slim - y slugs, the kan - ga - roos and peo - ple too. The

birds of the air, the crea - tures of the sea. The birds of the air, the crea - tures of the sea. The

Sun, moon,

Land and seas, plants and trees. Land and seas, plants and trees.

God made the sky. God made the sky.

Let there be light. Let there be light.

God saw all that God made, and in - deed it was ver - y good.

Copyright © 2015 Choristers Guild. All rights reserved. Printed in U.S.A.  
 Reproduction of all or any portion in any form is prohibited without permission of the publisher.

The copying of this music is prohibited by law and is not covered by CCLI, LicenSing, or OneLicense.net.

5

la - dy bugs and slim - y slugs, the kan - ga - roos and peo - ple too. The  
 birds of the air, the crea-tures of the sea. The birds of the air, the crea-tures of the sea. The  
 stars, light.  
 Land and seas, plants and trees. Land and seas, plants and trees.  
 God made the sky. God made the sky.  
 Let there be light. Let there be light.  
 God saw all that God made, and in - deed it was ver - y good.

7

la - dy bugs and slim - y slugs. Then God rest - ed.  
 birds of the air, the crea-tures of the sea. Then God rest - ed.  
 Sun. Rest.  
 Land and seas, plants and trees. Then God rest - ed.  
 God made the sky. Then God rest - ed.  
 Let there be light. Then God rest - ed.  
 Call:  
 God cre-a - ted in six big days. Then God rest - ed.



---

## THE CREATION STORY

---

**Djembe: God saw all that God made, and indeed it was very good.**

**Reader:** Day 1 – In the beginning God created the heavens and earth. And the earth was dark and formless. Then God said, “Let there be light.” And there was light. God separated the light from the darkness. God called the light “day” and the darkness “night.”

**Hand Drum: Let there be light.**

**Reader:** Day 2 – God said, “Let there be a dome to separate the water on the ground from the water in the sky.”

**Claves: God made the sky.**

**Reader:** Day 3 – God said, “Let the water on the ground be gathered together. And let the dry land appear.” God called the dry land “earth” and the water “sea.” God said, “Let the earth produce all kinds of plants and trees.”

**Guiro: Land and seas, plants and trees.**

**Reader:** Day 4 – God said, “Let there be lights in the firmament.” And God made the sun, moon, and stars.

**Finger Cymbals: Sun, moon, stars, light.**

**Reader:** Day 5 – God said, “Let the seas be filled with living creatures, and let the birds fly across the sky.” And God made all the creatures of the sea and the birds of the air.

**Bongos: The birds of the air, the creatures of the sea.**

**Reader:** Day 6 – God said, “Let the earth be filled with creatures.” And God made all the animals that live on land. And God made people to care for God’s creation.

**Shakers: The lady bugs and slimy slugs, the kangaroos and people too.**

**Reader:** Day 7 – God rested.

**Djembe or Teacher: God created in six big days.**

**ALL: Then God rested.**

Need a simpler option for smaller percussion groups?

Rather than play the piece with all seven parts playing at once, start the Bible Beat ostinato. Narrate the story as written. Following each section of narration, invite the corresponding rhythm to play a few repetitions. After several measures, fade out the additional part so only the Bible Beat continues. Resume the narration and follow suit with each part.

Using this option, a seven-part percussion groove is simplified to a two-part percussion groove. None of the variety is lost and it allows a smaller total group to successfully play The Creation Groove.

## WORSHIP INTEGRATION

You can link this percussion Groove to the hymn, "Come All You People" (Uyai Mose). If "Come All You People" is unfamiliar to your congregation, teach them the hymn before worship begins to familiarize them with the text and tune. Do not include percussion during the teaching time. "Come All You People" makes an excellent Gathering/Opening Hymn.

You may choose to add a brief Call to Worship before the hymn begins. The following would be appropriate for most worship services, but especially for days like World Communion, Earth Day, or a service about Creation.

### Call to Worship

(Psalm 66:1-4 NRSV, adapt.)

**Drummer 1:** Make a joyful noise to God, all the earth!

**Congregation:** Sing the glory of God's name; give God glorious praise.

**Drummer 2:** Say to God, "How awesome are your deeds!"

**Congregation:** All the earth worships you; we sing praises to you.

**Drum Group:** Sing praises to God's name.

*Continue into "Come, All You People"*



# NOAH'S ARK



[GENESIS 6-9]

## SUGGESTED HYMN

"Who Built the Ark?"

## COMPLEMENTARY ANTHEM

CGA1205 "We Are Blessed"

## WORSHIP INTEGRATION

Prayer of Blessing/Anthem

The Bible Beat for this unit is not an actual Bible verse, but inspired by the story. It serves as the backbone for the Noah Groove.

----- THE BIBLE BEAT -----

No - ah, build an ark. No - ah, build an ark.

This Groove is actually broken into three parts – the rainstick Intro, the main Groove, and the Fill.

THE RAINSTICK PLAYS FREE RHYTHM AND OFFERS A GREAT CHANCE FOR A PLAYER WHO STRUGGLES WITH RHYTHM TO FEEL SUCCESSFUL. (IT IS VERY RARE THAT A PLAYER HAS ABSOLUTELY NO SENSE OF RHYTHM.)

Start by teaching the different parts of the Noah Groove. Read part of the story then pause for a musical depiction of that part of the story.

~~~~~ THE GROOVE ~~~~~

**Intro Freely**


|             |  |  |  |  |
|-------------|--|--|--|--|
| Rainstick   |  |  |  |  |
| Agogo Bells |  |  |  |  |
| Hand Drum   |  |  |  |  |
| Djembe      |  |  |  |  |

Copyright © 2015 Choristers Guild. All rights reserved. Printed in U.S.A.  
 Reproduction of all or any portion in any form is prohibited without permission of the publisher.

The copying of this music is prohibited by law and is not covered by CCLI, Licensing, or OneLicense.net.

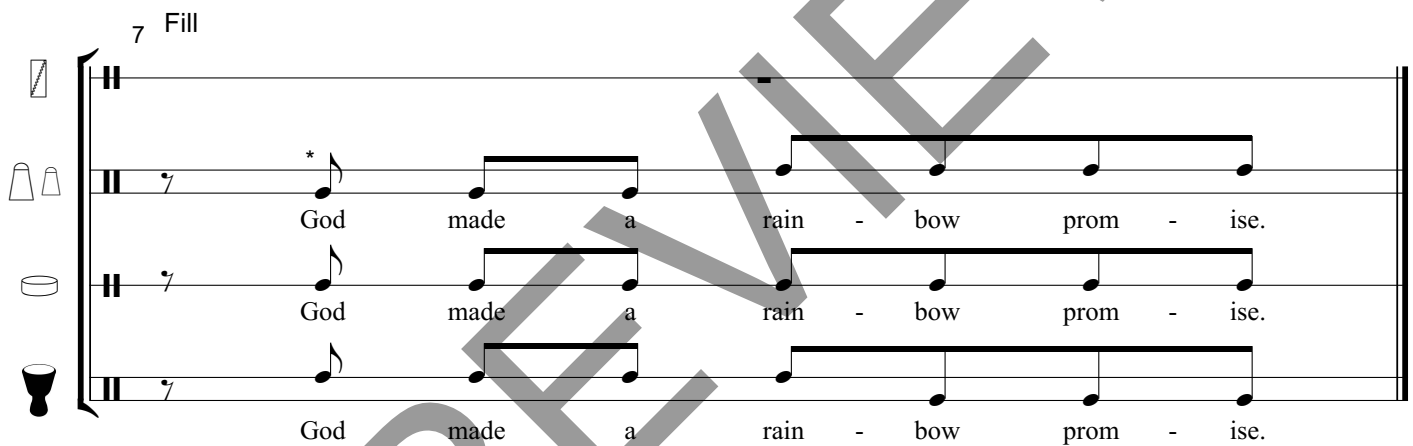
Groove  
♩ = 120

5



Load the an - i - mals two by two.  
rain. It's gon - na rain. It's gon - na  
No - ah, build an ark. No - ah, build an ark.

7 Fill



God made a rain - bow prom - ise.  
God made a rain - bow prom - ise.  
God made a rain - bow prom - ise.

\* Optional - agogo bells silent on fills.

## NOAH'S STORY, PART I

**Reader:** Noah was a good man who always listened to God. So when God said, "It's gonna rain...a LOT," Noah listened. And when God said, "You might want to build a boat...a really BIG boat," Noah obeyed. Noah might have looked pretty silly building such a big boat, an ark, before it had even rained a single drop. But he built it anyway. And then it rained.

**Play rain stick Intro.**

---

## NOAH'S STORY, PART II

---

**Reader:** It kept raining...and raining...and raining. The flood waters started to rise. Many thought that all hope was lost. But there is always hope for those who listen to the Lord. As the rain came down, Noah loaded his family onto the ark. He also loaded two of every animal - two elephants, two aardvarks, two penguins, and yes, two cockroaches. All those animals, and the hope for a new creation, stayed afloat on Noah's big boat.

**Play the Noah Groove.** Start with the bottom line – *Noah, build an ark.* – and layer in the other parts every two measures. Once all three parts are playing, crescendo for six measures and end on a strong downbeat.

---

## NOAH'S STORY, PART III

---

**Reader:** After 40 days and nights the rain stopped. Noah and all the animals had to wait a long time before they could leave the ark and walk on dry land. Once they did, Noah and all his family celebrated and thanked God for the new chance to make the world all God hoped it could be. Then God hung a rainbow in the sky as a special sign. The people would always be able to place their hope in God. And no matter how many mistakes the people made, God would keep the rainbow promise.

**Play the Fill rhythm four times** – God made a rainbow promise.

Another Option: Using the same narration, this Bible story can be turned into a mini-musical.

- Opening – the suggested hymn - Who Built the Ark?
- Narration – Noah Part I
- Noah Intro and Groove [no Fill]
- Narration – Noah Part II
- Two by Two\*
- Narration – Noah Part III
- Finale – the suggested anthem – We Are Blessed

\**Two by Two* (pages 15-20) uses the Noah Groove as an accompaniment for the call-and-response between a soloist and group or for an antiphonal choir. You can utilize *Two by Two* as a stand-alone speech choir anthem.

## ////// WORSHIP INTEGRATION ////

Link the percussion Groove to a Prayer of Blessing during worship. This prayer of blessing could be useful for any occasion when someone in the church is in need of a blessing, such as Confirmation/Affirmation of Baptism, a baptismal renewal service, the commissioning of a missionary team, graduation, or the beginning of the school year (what some churches call Rally Day). It can also be used as an introduction for a baptism. Prepare CGA1205 We Are Blessed to follow the prayer.

### Prayer of Blessing

*Gather those who are to be blessed to the front of the worship space, preferably in front or within close proximity to the baptismal font. Cue the rainstick (keep playing throughout the prayer).*

**Reader 1:** Water. It's the source of life.

**Reader 2:** Through water, God gives us life.

**Reader 1:** Water. It can bring us blessing.

**Reader 3:** Through water, God freed the Israelites from slavery. Through water, God led the Israelites into the Promised Land. God saved Noah and his family from the flood. Through water, we are baptized into the community of faith we call the Church.

**Reader 1:** Let us remember God's promise to us. A covenant through water.

Water, a blessing.

*Cue soloist for CGA1205 – "We Are Blessed"*

